

Treating your dog's ear infection

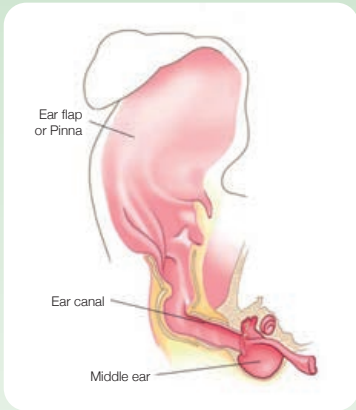
A guide to Osumnia[®]
(florfenicol-terbinafine-betamethasone acetate)



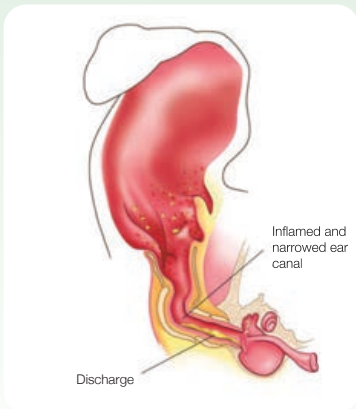

Dechra
Veterinary Products

What are the signs of otitis externa?

- Bad-smelling ears
- Ear scratching and/or head shaking
- Tilting the head
- Discharge from the ear
- Swelling or redness around the ear
- Reluctance to have the head touched



Healthy Ear



Infected Ear



What is Osumnia® (florfenicol-terbinafine- betamethasone acetate)?

Your dog has been prescribed an innovative treatment for ear infections.

Osumnia contains three ingredients:

- Antibiotic to treat any bacterial infection
- Antifungal to treat any yeast overgrowth
- Anti-inflammatory to relieve any pain and inflammation in your dog's ear

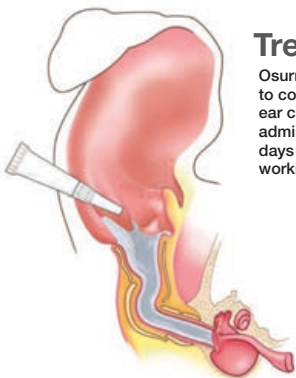
Osumnia is an adaptable gel that is applied into your dog's ear using a soft flexible applicator tip. Two doses are applied seven days apart and they keep working for 45 days, treating the ear infection and making your dog more comfortable.



What do I need to do now?

- Relax! Osrurnia is working to treat your dog's ear problem.
- Your veterinarian has cleaned your dog's ear and applied the gel.
- You do not need to add any drops or cleaners to your dog's ear after application; they may remove the Osrurnia gel and stop it from working.
- After seven days, your dog will need a second dose of Osrurnia – make sure you've scheduled this with your veterinarian.
- During this time, if you are concerned about your dog or feel the signs of otitis externa are getting worse, please contact your veterinarian for assistance.

Remember to take your dog to your veterinary clinic when advised for a check-up.



Treated Ear

Osrurnia gel spreads to coat your pet's ear canal; two doses administered seven days apart keep working for 45 days.



What is otitis externa?

Otitis externa is inflammation of the external ear. The skin inside your dog's ear will be reddened and there may be a bacterial and/or yeast infection present.

What causes otitis externa?

Some dog breeds are more prone to ear infections because of the size or shape of their ears; other dogs get infections due to frequent swimming or hair growth in their ears.

If your dog regularly gets ear infections your veterinarian may want to check for underlying conditions such as an allergy to something in the environment or diet.

Osrnia[®]
(florfenicol-terbinafine-
betamethasone acetate)



Osurnia®

(florfenicol, terbinafine, betamethasone acetate)

Otic Gel

Antibacterial, antifungal, anti-inflammatory

For Otic Use in Dogs Only

CAUTION: Federal (USA) law restricts this drug to use by or on the order of a licensed veterinarian.

DESCRIPTION: OSURNIA contains 10 mg florfenicol, 10 mg terbinafine and 1 mg betamethasone acetate per mL and the inactive ingredients propylene carbonate, glycerol formal, hypromellose, phospholipid, oleic acid and BHT in an off-white to slightly yellow translucent gel.

INDICATION: OSURNIA is indicated for the treatment of otitis externa in dogs associated with susceptible strains of bacteria (*Staphylococcus pseudintermedius*) and yeast (*Malassezia pachydermatis*).

DOSAGE AND ADMINISTRATION: OSURNIA should be administered in the clinic. Clean and dry the external ear canal before administering the initial dose of the product. Administer one dose (1 tube) per affected ear(s) and repeat administration in 7 days.

Do not clean the ear canal for 45 days after the initial administration to allow contact of the gel with the ear canal. Cleaning the ear may affect product effectiveness (see **EFFECTIVENESS**). If alternative otic therapies are required it is recommended to clean the ear(s) before application. Open tube by twisting the soft tip. Insert the flexible tip into the affected external ear canal(s) and squeeze entire tube contents into the external ear canal(s). After application, gently massage the base of the ear to allow the gel to penetrate to the lower part of the ear canal.

CONTRAINDICATIONS: Do not use in dogs with known tympanic perforation (see **PRECAUTIONS**).

Do not use in dogs with a hypersensitivity to florfenicol, terbinafine or corticosteroids.

WARNINGS: Not for use in humans. Keep this and all medications out of reach of children. Consult a physician in case of accidental ingestion by humans. In case of accidental skin contact, wash area thoroughly with water. Avoid contact to the eyes.

PRECAUTIONS: Do not administer orally.

The use of OSURNIA in dogs with perforated tympanic membranes has not been evaluated. The integrity of the tympanic membrane should be confirmed before administering this product. Reevaluate the dog if hearing loss or signs of vestibular dysfunction are observed during treatment.

Use of topical otic corticosteroids has been associated with adrenocortical suppression and iatrogenic hyperadrenocorticism in dogs (see **ANIMAL SAFETY**). Use with caution in dogs with impaired hepatic function (see **ANIMAL SAFETY AND ADVERSE REACTIONS**).

The safe use of OSURNIA in dogs used for breeding purposes, during pregnancy, or in lactating bitches, has not been evaluated.

ADVERSE REACTIONS: The following adverse reactions were reported during the course of a US field study for treatment of otitis externa in dogs treated with OSURNIA with 1 tube per affected ear(s) and repeated after 7 days:

Frequency of Adverse Reaction by Treatment

Adverse Reaction		
	OSURNIA (n=190)	Placebo (n=94)
Elevated Alkaline Phosphatase	15 (7.9%)	3 (3.2%)
Vomiting	7 (3.7%)	1 (1.1%)
Elevated AST, ALT, ALP*	2 (1.1%)	0 (0.0%)
Weight loss (>10% body weight)	1 (0.53%)	0 (0.0%)
Hearing Decrease/Loss	1 (0.53%)	1 (1.1%)

*Aspartate aminotransferase (AST), alanine aminotransferase (ALT), alkaline phosphatase (ALP). Two dogs with pre-existing elevations in ALP were reported to have an increase in liver enzymes (ALP, ALT and/or AST) at study exit. Subsequent clinical chemistries returned to pre-treatment levels in one dog, while no follow up was performed for the second dog.

To report suspected adverse drug events, contact Dechra at 1-866-933-2472. For additional information about adverse drug experience reporting for animal drugs, contact the FDA at 1-888-FDA-VETS or www.fda.gov/reportanimalae. For technical assistance, contact Dechra at 1-866-933-2472.

CLINICAL PHARMACOLOGY: OSURNIA is a fixed combination of three active substances: florfenicol (antibacterial), terbinafine (antifungal) and betamethasone acetate (steroidal anti-inflammatory). Florfenicol is a bacteriostatic antibiotic which acts by inhibiting protein synthesis. Its spectrum of activity includes Gram-positive and Gram-negative bacteria. Terbinafine is an antifungal which selectively inhibits the early synthesis of ergosterol. Betamethasone acetate is a glucocorticosteroid with anti-inflammatory activity. OSURNIA dissolves in ear wax and is slowly eliminated from the ear mechanically. Ear inflammation can increase the percutaneous absorption of active substances in OSURNIA.

In a laboratory study conducted in healthy dogs (see **ANIMAL SAFETY**), low plasma concentrations of florfenicol, terbinafine, and betamethasone acetate were measurable during the first 2-4 days after administration of 1X dose, and during the first 2-7 days after administration of 5X dose. No quantifiable plasma concentrations of any of the three active ingredients were observed in the pre-dose samples of most dogs prior to second and third administrations. Although total and peak exposure in the blood tended to be highly variable between dogs, systemic drug concentrations tended to increase in a less than dose-proportional manner as the administered dose increased from 1X to 5X.

MICROBIOLOGY: The compatibility and additive effect of each of the components in OSURNIA was demonstrated in a component effectiveness and non-interference study. An *in vitro* study of organisms collected from clinical cases of otitis externa in dogs determined that florfenicol and terbinafine inhibit the growth of bacteria and yeast commonly associated with otitis externa in dogs. No consistent synergistic or antagonistic effect of the two antimicrobials was demonstrated. The addition of betamethasone acetate to the combination did not impair antimicrobial activity to any clinically significant extent.

In a field study (see **EFFECTIVENESS**), the minimum of 10 isolates from successfully treated cases with OSURNIA was met for *Staphylococcus pseudintermedius*, *Malassezia pachydermatis*, and *Pseudomonas aeruginosa*. However, there were only three dogs where *P. aeruginosa* was the only pathogen cultured and they were all treatment failures. Therefore, OSURNIA may not be effective in treating otitis externa in which *P. aeruginosa* is the only pathogen present.

EFFECTIVENESS: Effectiveness was evaluated in 235 dogs with otitis externa. The study was a double-masked field study with a placebo control (vehicle without the active ingredients). One hundred and fifty-nine dogs were treated with OSURNIA and seventy-six dogs were treated with the placebo control. All dogs were evaluated for safety. Treatment (1 mL) was administered to the affected ear(s) and repeated 7 days later. Prior to the first administration, the ear(s) were cleaned with saline but not prior to the Day 7 administration. Six clinical signs associated with otitis externa were evaluated: pain, erythema, exudate, swelling, odor and ulceration. Total clinical scores were assigned for a dog based on the severity of each clinical sign on Days 0, 7, 14, 30 and 45. Success was determined by clinical improvement at Day 45. The success rates of the two groups were significantly different ($p=0.0094$); 64.78% of dogs administered OSURNIA were successfully treated, compared to 43.42% of the dogs in the placebo control group.

ANIMAL SAFETY: In a target animal safety study, 24 mixed breed dogs (4 dogs/sex/group) were aurally administered 0X, 1X (1 mL/ear or 2 mL/dog with repeated administration in 7 days) or 5X (5 mL/ear or 10 mL/dog with repeated administration in 7 days) doses of OSURNIA for a total of 6 administrations in 5 weeks. All dogs remained in good health with normal hearing throughout the study. Decreased weight gain was noted in the 1X and 5X groups compared to the control group. Clinical findings included post-administration ear wetness in 1X and 5X groups and unilateral, transient brown/red discharge from one ear each in two 5X dogs, with erythema in one dog after the 4th application. Local microscopic changes in ears (without clinical effects) included: slight or moderate unilateral vesicle formation within the epithelium of the tympanic membrane in two 1X and four 5X dogs, and unilateral mucosal ulceration in the lining of the middle ear cavity in three 5X dogs. Three 5X dogs had slightly elevated ALT activity, accompanied by minimal or mild microscopic hepatocellular vacuolation (in two dogs). Cortisol response to ACTH stimulation was decreased, but within the normal reference range, in 1X dogs. The 5X dogs had a decrease in serum cortisol levels after ACTH stimulation (below normal reference range) accompanied by decreased adrenal gland and thymic weights with minimal adrenal cortical atrophy and slight (in three dogs) or moderate (in one dog also noted with slightly lower lymphocyte counts) lymphoid depletion of the thymus. The ACTH stimulation test results are consistent with systemic absorption of betamethasone resulting in a likely reversible suppression of the hypothalamic-pituitary-adrenal axis as seen with administration of exogenous corticosteroids.

STORAGE CONDITIONS: OSURNIA should be stored under refrigerated conditions between 36° - 46° F (2° - 8° C). To facilitate comfort during administration, OSURNIA may be brought to room temperature and stored for up to three months.

HOW SUPPLIED: OSURNIA is a gel in a single use tube with a flexible soft tip, supplied in cartons containing 2 or 20 tubes.

Osurnia 2 tube carton NDC 17033-283-02

Osurnia 20 tube carton NDC 17033-283-20

Approved by FDA under NADA # 141-437

MANUFACTURED FOR:

Dechra Veterinary Products

7015 College Boulevard, Suite 525

Overland Park, KS 66211 USA

Product of Great Britain



Dog's name:

Osurnia dose 1 date:

Osurnia dose 2 date:

Follow-up appointment:

Ear(s) to treat: Left

Right

Important Safety Information

OSURNIA® (florfenicol/terbinafine/betamethasone acetate) is for otic use only under veterinary supervision. Do not use in dogs with known tympanic perforation or a hypersensitivity to florfenicol, terbinafine or corticosteroids. Adverse reactions observed during clinical trials include vomiting, increased liver enzymes and transient loss of hearing. Do not use in cats.

Dechra 24-Hour Veterinary Technical Support:
(866) 933-2472, www.dechra-us.com, support@dechra.com
7015 College Blvd., Suite 525, Overland Park, KS 66211

©2020 Dechra Veterinary Products
Dechra is a registered trademark of Dechra Pharmaceutical PLC.
Osurnia is a registered trademark of Dechra Limited.
02CB-OSU50232-1120